



HealthMeasures Scoring Service

https://www.assessmentcenter.net/ac_scoring-service



HealthMeasures

TRANSFORMING HOW HEALTH IS MEASURED

Procedure

- Register to use the Scoring Service
- Download the input file template
- Create an input file
- Select measure/calibration
- Upload input file

- Results will be sent to e-mail provided



HealthMeasures

TRANSFORMING HOW HEALTH IS MEASURED

Registration

Please enter the following information to register for
the HealthMeasures Scoring Service.

Scoring Service Login:

First Name:

Last Name:

Email:

Institution:

Submit



HealthMeasures

TRANSFORMING HOW HEALTH IS MEASURED

How to create an input file

Fields: Assessment Center Scoring Service Input file fields

Here is information about the fields in the input file required by the Assessment Center Scoring Service.

| | |
|-------------------------------|--|
| PIN | Unique participant ID you use to identify your participants. This can include letters, numbers, and symbols. |
| Assmnt | Data collection time point (e.g. assessment 1, assessment 2). A single input file can be used to score the same instrument administered at multiple timepoints. |
| <Insert Item ID> | Item ID used in Assessment Center. You can find the correct item ID on PROMIS and Neuro-QOL PDFs. The PDFs can be accessed by conducting an instrument search on the Search/View Measures page of the HealthMeasures website. Once you have found the instrument you are interested in, click on the instrument name to open the PDF. There will be as many of item ID columns as there are items in the instrument (i.e. one item per column). The header row will be the item ID while the remaining row will consist of actual response scores. |



HealthMeasures

TRANSFORMING HOW HEALTH IS MEASURED

Input File

| PIN | Assmnt | EDANX01 | EDANX02 | EDANX05 | EDANX08 | EDANX12 |
|---------|--------|---------|---------|---------|---------|---------|
| 1400018 | 1 | 2 | 2 | 3 | 1 | 3 |
| 1400019 | 1 | 2 | 1 | 2 | 1 | 3 |
| 1400020 | 1 | 1 | 1 | 1 | 2 | 2 |
| 1400021 | 1 | 2 | 2 | 2 | 2 | 2 |
| 1400022 | 1 | 1 | 1 | 2 | 1 | 3 |
| 1400023 | 1 | 1 | 1 | 1 | 1 | 2 |
| 1400024 | 1 | 2 | 2 | 2 | 2 | 3 |
| 1400025 | 1 | 3 | 3 | 4 | 4 | 4 |
| 1400026 | 1 | 2 | 2 | 3 | 1 | 2 |



HealthMeasures

TRANSFORMING HOW HEALTH IS MEASURED

Additional Considerations

- Input files cannot exceed 100 KB
- Participant did not answer an item - “SKIP” or a blank field
- Only one instrument may be scored at a time
- The file type must be a .csv



HealthMeasures

TRANSFORMING HOW HEALTH IS MEASURED

Selecting Items

What type of short form instrument will you be scoring during this upload?

Existing Short Form or Profile Custom Short Form

To search, make a selection from drop lists or enter keyword.

PROMIS Adult Emotional Distress/Negative Affect

Select your item bank from which items originated

PROMIS Bank v1.0 - Anger
PROMIS Bank v1.0 - Anxiety
PROMIS Bank v1.0 - Depression
PROMIS Bank v1.1 - Anger
PROMIS-Ca Bank v1.0 - Anxiety
PROMIS-Ca Bank v1.0 - Depression



HealthMeasures

TRANSFORMING HOW HEALTH IS MEASURED

Selecting Calibration

Select your item bank from which items originated

| |
|----------------------------------|
| PROMIS Bank v1.0 - Anger |
| PROMIS Bank v1.0 - Anxiety |
| PROMIS Bank v1.0 - Depression |
| PROMIS Bank v1.1 - Anger |
| PROMIS-Ca Bank v1.0 - Anxiety |
| PROMIS-Ca Bank v1.0 - Depression |

Score

Select calibration sample to be used during scoring:

| |
|-----------------------------|
| ✓ Select Calibration Sample |
| Promis Wave 1 (default) |
| Cancer |
| PROMIS Profile v2.1 |
| SCI-QOL |
| Spanish |
| TBI-QOL |
| Wave 1B |



HealthMeasures

TRANSFORMING HOW HEALTH IS MEASURED

Upload input file

What instrument name (label) should be used in the data output?

Sample Distress Screening

Provide an email address to which your scored data export should be sent*:

michael-bass@northwestern.edu

Re-enter Email:

michael-bass@northwestern.edu

*Enable inbox to accept emails received from assessment.net.

Select File:

Choose File



Scoring Serv...emplate.csv

*Selected file size should not exceed 100 KB - 2000 or less data rows.

Upload Data



HealthMeasures

TRANSFORMING HOW HEALTH IS MEASURED

Sample Distress Screening


- EDDEP04 – I felt worthless
- EDDEP41 - I felt hopeless
- EDDEP22 – I felt like a failure



HealthMeasures

TRANSFORMING HOW HEALTH IS MEASURED



Results

 **From HealthMeasures Scoring Service**

help@assessmentcenter.net

Sent: Monday, September 25, 2017 at 11:22 AM

To: Michael Bass

 Sample Distress Screening.csv (0.8 KB);  Sample Distress Screening_log.csv (0.2 KB) [Preview All](#)

Please find your scoring output files attached to this email.

Report Generated: 9/25/2017 11:22:53 AM

Original Instrument: PROMIS Bank v1.0 - Depression

Calibration Sample: Promis Wave 1

| PIN | Assmnt | Inst | RawScore | Theta | TScore | SE | ScrdCnt | ItmCnt |
|---------|--------|--|----------|-------|--------|-----|---------|--------|
| 1400018 | 1 | Sample Distress Screening - Depression/Sadness | 3 | -0.75 | 42.5 | 6.5 | 3 | 3 |
| 1400019 | 2 | Sample Distress Screening - Depression/Sadness | 6 | 0.64 | 56.4 | 2.3 | 3 | 3 |
| 1400020 | 3 | Sample Distress Screening - Depression/Sadness | 9 | 1.25 | 62.5 | 2.5 | 3 | 3 |
| 1400021 | 4 | Sample Distress Screening - Depression/Sadness | 12 | 1.94 | 69.4 | 2.5 | 3 | 3 |
| 1400022 | 5 | Sample Distress Screening - Depression/Sadness | 15 | 2.85 | 78.5 | 3.7 | 3 | 3 |

| List of items | Item in selected short form or parent bank? | Item used to calculate score? |
|---------------|---|-------------------------------|
| EDDEP04 | Yes | Yes |
| EDDEP41 | Yes | Yes |
| EDDEP22 | Yes | Yes |



HealthMeasures

TRANSFORMING HOW HEALTH IS MEASURED